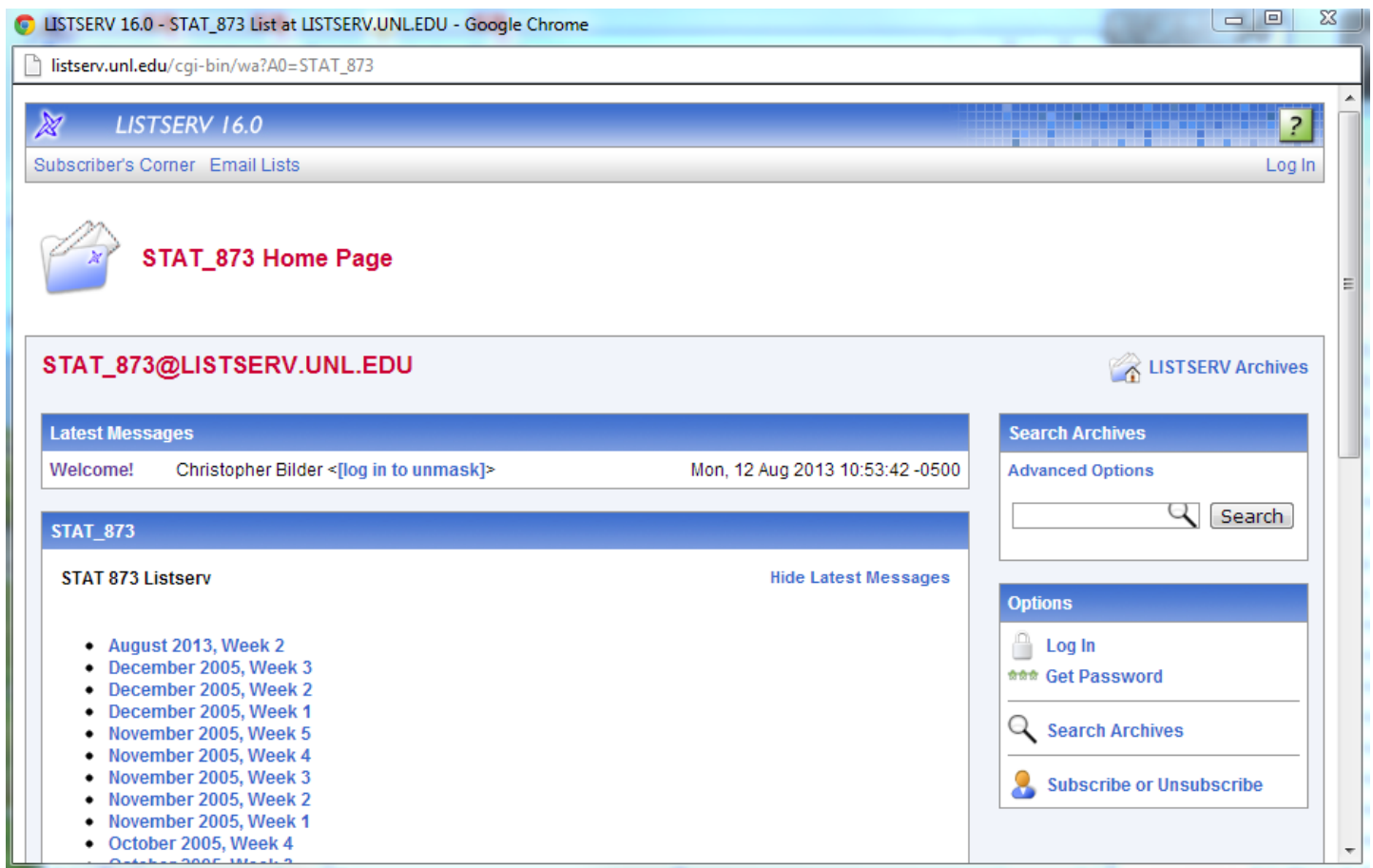


Using the STAT_810 listserv

All screen captures here were done for my STAT 873 class listserv which has an identical configuration. Just replace “873” with “810” everywhere.

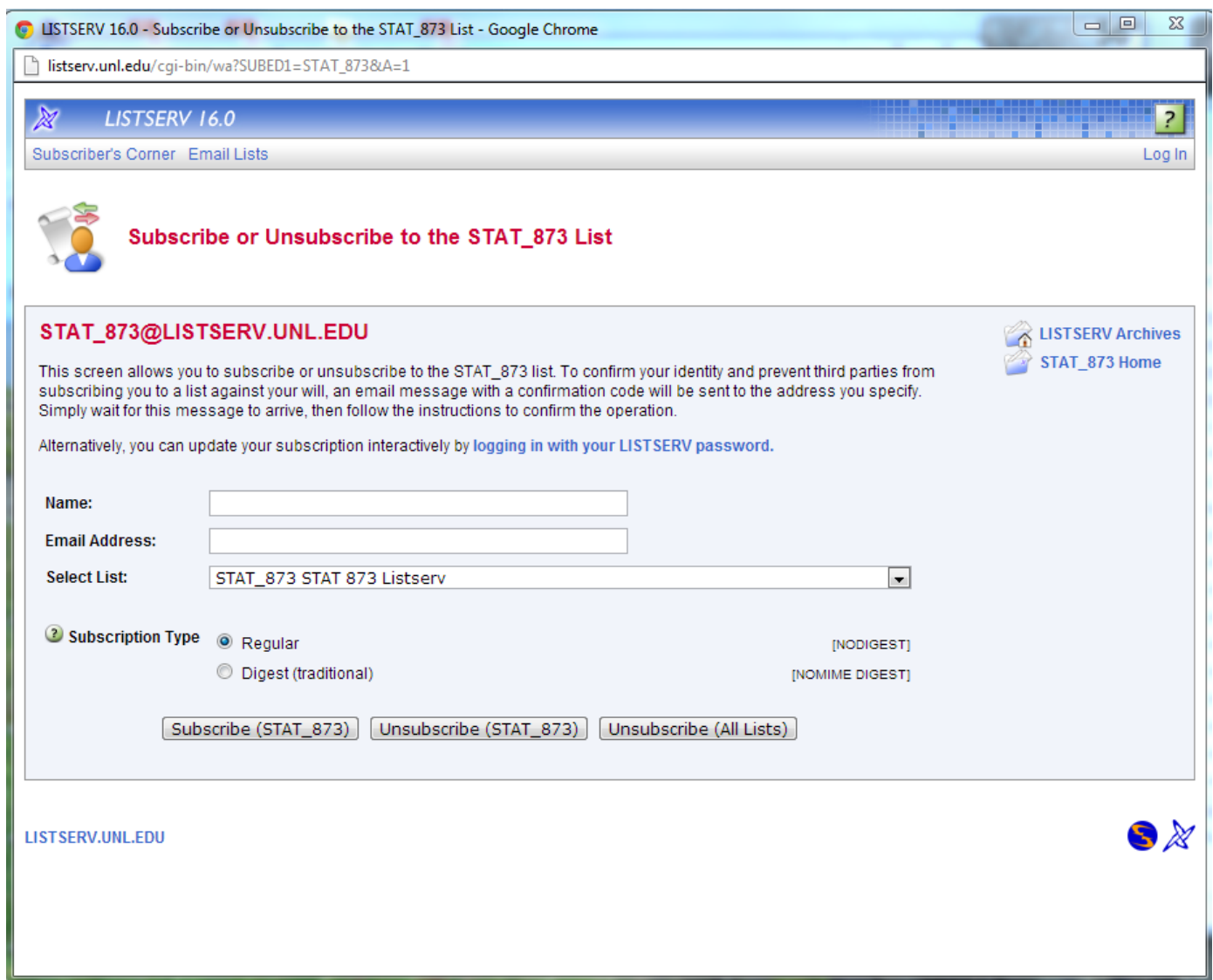
The online version of the listserv can be accessed through the course website in order to obtain the window below.



The screenshot shows a web browser window titled "LISTSERV 16.0 - STAT_873 List at LISTSERV.UNL.EDU - Google Chrome". The address bar shows "listserv.unl.edu/cgi-bin/wa?A0=STAT_873". The page features a blue header with "LISTSERV 16.0" and a "Log In" link. Below the header is a "Subscriber's Corner" section with "Email Lists" and "Log In" links. A folder icon labeled "STAT_873 Home Page" is visible. The main content area is titled "STAT_873@LISTSERV.UNL.EDU" and includes a "LISTSERV Archives" link. The "Latest Messages" section shows a message from Christopher Bilder dated Mon, 12 Aug 2013 10:53:42 -0500. The "STAT_873" section lists various weeks from August 2013 back to October 2005. On the right, there are sections for "Search Archives" with a search box and "Options" including "Log In", "Get Password", "Search Archives", and "Subscribe or Unsubscribe".

This web interface works much like a regular message board. Past posts to the listserv are archived here by week, so that you can easily access them. New posts can be made through the web interface in addition to the usual way of by e-mail.

All students are required to subscribe to the listserv. All new posts will be sent to your e-mail address automatically. Also, you will be allowed to submit your own posts by joining the listserv. To join the listserv, select the “Subscribe or Unsubscribe” link in the previous window to take you to the following window:

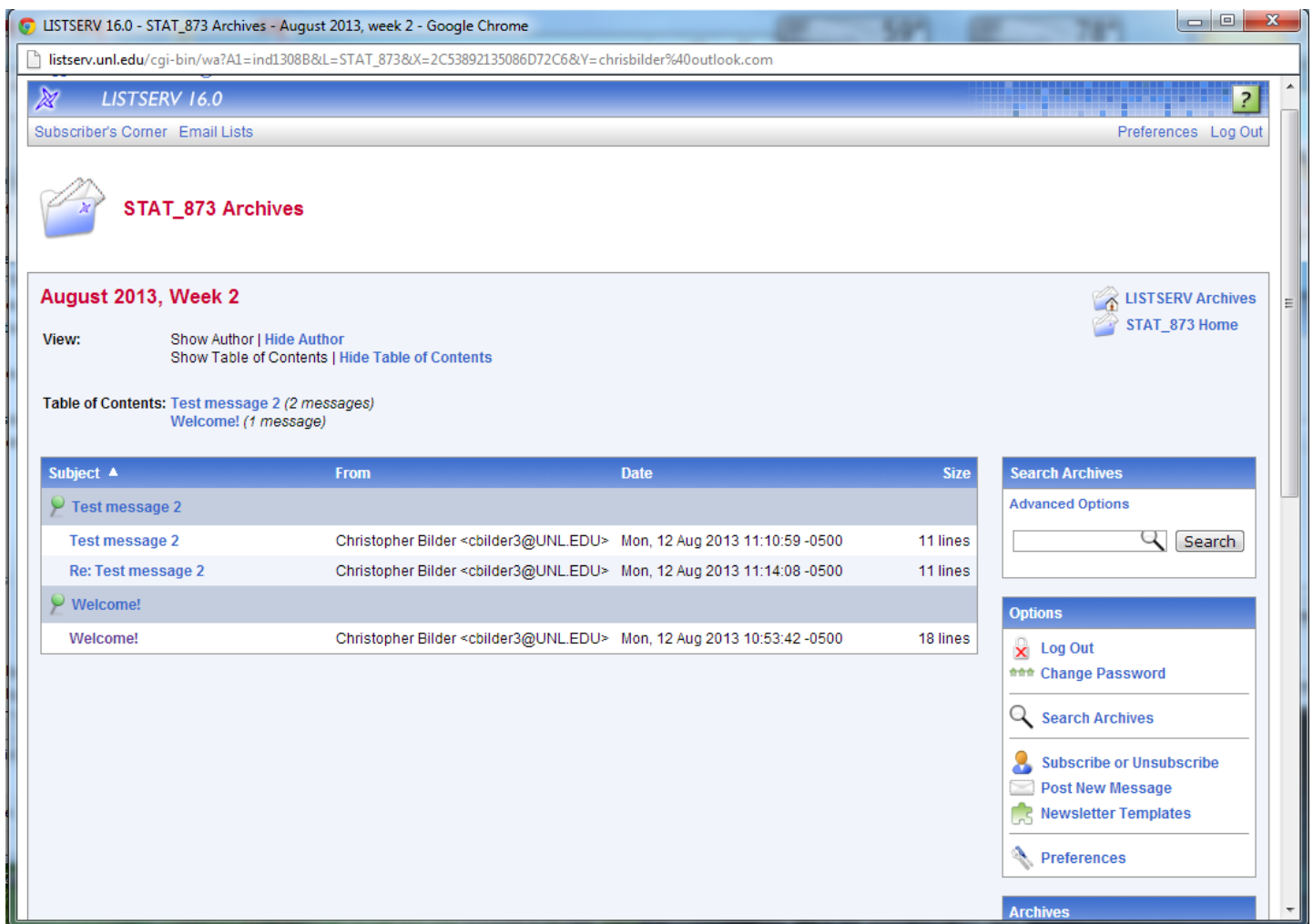


The screenshot shows a web browser window titled "LISTSERV 16.0 - Subscribe or Unsubscribe to the STAT_873 List - Google Chrome". The address bar shows the URL "listserv.unl.edu/cgi-bin/wa?SUBED1=STAT_873&A=1". The page header includes "LISTSERV 16.0" and navigation links for "Subscriber's Corner", "Email Lists", and "Log In". The main heading is "Subscribe or Unsubscribe to the STAT_873 List". Below this, the email address "STAT_873@LISTSERV.UNL.EDU" is displayed. A paragraph explains that an email confirmation message will be sent. An alternative method of logging in with a password is also mentioned. The form contains three input fields: "Name:", "Email Address:", and "Select List:" (with a dropdown menu showing "STAT_873 STAT 873 Listserv"). Under "Subscription Type", there are radio buttons for "Regular" (selected) and "Digest (traditional)". To the right of these options are links for "[NODIGEST]" and "[NOMIME DIGEST]". At the bottom of the form are three buttons: "Subscribe (STAT_873)", "Unsubscribe (STAT_873)", and "Unsubscribe (All Lists)". The footer of the page shows "LISTSERV.UNL.EDU" and a logo.

You can enter your e-mail address and full name in the boxes above and select the “Subscribe (STAT_873)” button

to complete the joining of the listserv. I recommend using “Regular” subscription type rather than “Digest” because you may miss timely posts to the listserv.

As mentioned earlier, messages are automatically e-mailed to all students in the class, but they are also posted to an archive of all posts to form a message board. The archive is indexed by week. Selecting the week from the listserv home page gives you access to those week’s messages.



LISTSERV 16.0 - STAT_873 Archives - August 2013, week 2 - Google Chrome

listserv.unl.edu/cgi-bin/wa?A1=ind1308B&L=STAT_873&X=2C53892135086D72C6&Y=chrisbilder%40outlook.com

LISTSERV 16.0

Subscriber's Corner Email Lists Preferences Log Out

STAT_873 Archives

August 2013, Week 2

LISTSERV Archives
STAT_873 Home

View: Show Author | Hide Author
Show Table of Contents | Hide Table of Contents

Table of Contents: Test message 2 (2 messages)
Welcome! (1 message)

Subject	From	Date	Size
Test message 2			
Test message 2	Christopher Bilder <cbilder3@UNL.EDU>	Mon, 12 Aug 2013 11:10:59 -0500	11 lines
Re: Test message 2	Christopher Bilder <cbilder3@UNL.EDU>	Mon, 12 Aug 2013 11:14:08 -0500	11 lines
Welcome!			
Welcome!	Christopher Bilder <cbilder3@UNL.EDU>	Mon, 12 Aug 2013 10:53:42 -0500	18 lines

Search Archives

Advanced Options

Search

Options

- Log Out
- Change Password
- Search Archives
- Subscribe or Unsubscribe
- Post New Message
- Newsletter Templates
- Preferences

Archives

In order to read a message, select the message title of interest. Below is the “Welcome!” message.

The screenshot shows a web browser window titled "LISTSERV 16.0 - STAT_873 Archives - Google Chrome". The address bar shows the URL: listserv.unl.edu/cgi-bin/wa?A2=ind1308B&L=STAT_873&F=&S=&X=2C53892135086D72C6&Y=chrisbilder%40outlook.com&P=72. The page header includes "LISTSERV 16.0" and navigation links for "Subscriber's Corner", "Email Lists", "Preferences", and "Log Out".

The main content area displays an email message from the "STAT_873 Archives". The message header is as follows:

View: Message: [First | Previous | Next | Last]
 By Topic: [First | Previous | Next | Last]
 By Author: [First | Previous | Next | Last]
 Font: Proportional Font

Subject: Welcome!
From: Christopher Bilder <cbilder3@UNLEDU>
Reply-To: STAT 873 Listserv <STAT_873@LISTSERV.UNLEDU>
Date: Mon, 12 Aug 2013 10:53:42 -0500
Content-Type: text/plain

Parts/Attachments: text/plain (8 lines)

The message body contains the following text:

STAT 873 students:

Welcome to the STAT 873 listserv. Please feel free to post messages here regarding questions on projects, tests, or other things relevant to the course. Questions regarding your grade, being absent from class, or similar items should be e-mailed to me instead of posted here. If you are not sure whether to post a message to the listserv or send an e-mail to me, ask yourself "Will other students benefit from seeing the message?" If the answer is yes, post the message to the listserv!

Also, please feel free to post messages for just other students to respond to. In the past, students have posted messages such as "Does anyone need another group member?" or "Did anyone get the answer to problem #___?"

Chris

At the bottom of the message, there are links for "Top of Message", "Previous Page", and "Permalink".

On the right side of the interface, there are several utility sections:

- LISTSERV Archives:** Includes links for "LISTSERV Archives", "STAT_873 Home", and "STAT_873 August 2013, Week 2".
- Search Archives:** Includes "Advanced Options" and a search box with a "Search" button.
- Options:** Includes links for "Log Out", "Change Password", "Search Archives", "Subscribe or Unsubscribe", "Post New Message", "Newsletter Templates", and "Preferences".
- Archives:** A section for navigating through message archives.

There are two ways to post a message to the listserv:

- 1) You can send an e-mail to stat_873@listserv.unl.edu or reply to someone else's posting via that e-mail address. **Please be careful when replying to past messages this way as a reply!** The name given in the original listserv post to you will be the name of the person who posted. Sometimes, students will see this name and think they are replying directly to the original person ONLY. Instead, a post will be distributed to everyone in the class! A few times every semester, I usually will have a

student who thinks they are e-mailing me directly with some private information, but instead reply to one of my past listserv posts so that everyone in class ends up receiving it. Do not let this be you!

2) You can simply use the web interface to post a message. If you have not registered for a listserv password (this is different from subscribing to the message board), you will need to register. This can be done by selecting “Log In” on the right side of the listserv’s home page and following the directions listed there (set up a listserv password).